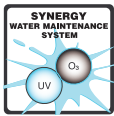





passion
spas | love your senses



EXERCISE

PASSION SPAS SPORT- EN FITNESS COLLECTION



SPECIFICATIONS/GENERAL

Dimensions L x W x H.....	250 x 226 x 165 cm
Number of Seats.....	3
Capacity in Liter.....	3800
Dry Weight in kg.....	525
Full Weight in kg.....	4325
Shell Material.....	Aristech® Acrylic with Vinylester and Polyester
Synthetic Maintenance Free Cabinet.....	Standard
Removable Side Panels.....	4
Durable Support System.....	Synthetic
Everlast™ Full Floor Support Material.....	Polyester
High Density Urethane Insulation.....	Standard
Cup Holders.....	2

WATER SYSTEM

Total jets.....	37
Water Jets, Stainless Steel.....	33
Air Injector Jets.....	4
Air Control Valve.....	3
Filters / Surface.....	(1) 50 Square Feet
Top Access Skim Filter.....	High-Volume Side Load Skimmer
Floor Drain.....	1
External Drain.....	1
Hi Flow Suctions.....	4
Water Diverter Valve.....	1
6" Aqua Rolling Jets.....	1
6" Biker Jets.....	2
3" Rotational Jets.....	12
2" Directional Jets.....	13
Ozone Jets.....	1

SPECIAL FEATURES

Soft Air Massage System.....	Standard
Molded Headrest Soft Pillows with LED Light.....	2
StarBrite Interior LED Light System.....	Standard
Waterfall Massage.....	Standard
Aqua Bike.....	Standard
Ozone Sanitation System.....	Standard
UV Synergy System.....	Standard
Ultra Efficient Dual-Wrap Cabinet Insulation.....	Standard
5/4 Ultra Efficient Walk-On Cover.....	Optional

PUMP INFORMATION

Massage Pump 1: LX LP300.....	2.2 kw
Massage Pump 2: LX LP300.....	2.2 kw
Filtration Pump: LX WTC50M.....	250 w
Air Pump: LX AP300.....	300W

ELECTRICAL SYSTEM

Voltage.....	230/380 V
Amperage.....	32 Amp - 230V / 16 Amp - 380 V
Full Flow Electric Heater.....	3 kw
Control System.....	Balboa JZ6013x1
Light (18 x Multi Color LED).....	Standard
Electronic Topside Control.....	Balboa TP600

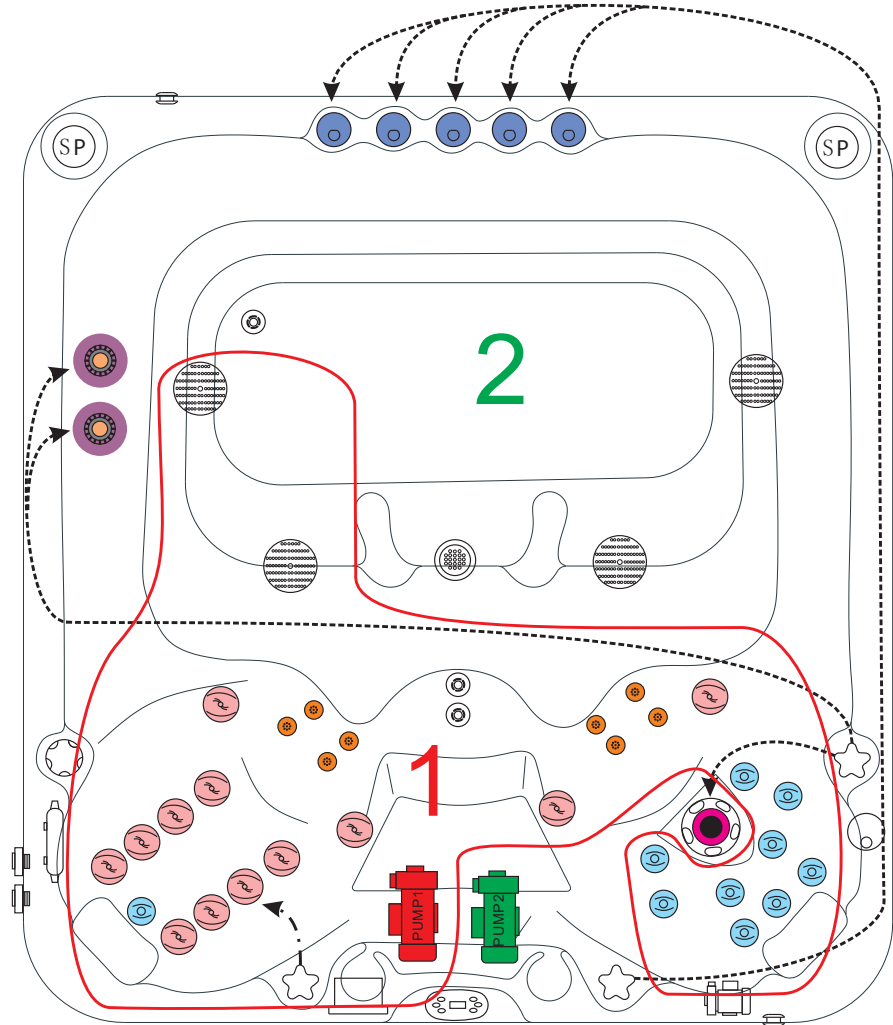


passion
spas | love your senses






EXERCISE








PASSION SPAS SPORT- EN FITNESS COLLECTION

POWER SUPPLY
1x 16A/380V or
1x 20A/230V



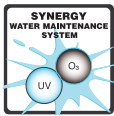
-  Waterjet 153950 10pcs
-  Clusterjet 151322 10pcs
-  Mini Jet 150126 12pcs
-  Swim Jet 150202 6pcs
-  Jet
-  Blowerjet 150561 8pcs
-  Spa Light 150766 1pc
-  Suction 150517 4pcs

-  Air Blower 150827
-  Air/Water Control 150520
-  Aromatherapy 150560
-  UV-lamp 150777
-  Pillow 150403

-  Speaker 150321
-  Controller & Heater JZ6013x1 152220
-  Drainage 150511
-  WTC50 Circ. Pump 150817
-  LP300 Mass. Pump 150818
-  LP300 Mass. Pump 150818
-  TP600 Display 151059



passion
spas | love your senses



AQUATIC 2

PASSION SPAS SPORT- EN FITNESS COLLECTION



SPECIFICATIONS/GENERAL

Dimensions LxWxH.....	600x228x126 cm
Number of Seats.....	2
Capacity in Liter.....	12500
Dry Weight in kg.....	1400
Full Weight in kg.....	13900
Shell Material.....	Aristech® Acrylic with Vinylester and Polyester
Synthetic Maintenance Free Cabinet.....	Standard
Removable Side Panels.....	4
Cabinet Material.....	Synthetic
Durable Support System.....	Synthetic
Everlast™ Full Floor Support Material.....	Polyester
High Density Urethane Insulation.....	Standard
Cup Holders.....	5

WATER SYSTEM

Total jets.....	38
Water Jets, Stainless Steel.....	38
Filters / Surface.....	(2) 50 Square Feet
Top Access Skim Filter.....	High-Volume Vortex Skimmer
Floor Drain.....	1
External Drain.....	1
Hi Flow Suctions.....	8
Water Diverter Valve.....	2
5" Massage Jets, Directional, Rotational and Pulsational.....	6
2" Directional Jets.....	27
Power Swim Jets.....	4
Ozone Jets.....	1

SPECIAL FEATURES

Molded Headrest Soft Pillows with LED Light.....	3
StarBrite Interior LED Light System.....	Standard
Exterior Corner LED Lighting.....	2
Ozone Sanitation System.....	Standard
Synergy Water Maintenance System.....	Standard
Ultra Efficient Dual-Wrap Cabinet Insulation.....	Standard
5/4 Ultra Efficient Walk-On Cover.....	Standard
Wifi Ready.....	Standard

PUMP INFORMATION

Massage Pump 1: LX LP300.....	2,2 kW
Massage Pump 2: LX LP300.....	2,2 kW
Massage Pump 3: LX LP300.....	2,2 kW
Massage Pump 4: LX LP300.....	2,2 kW
Filtration Pump: LX WTC50M.....	250W

ELECTRICAL SYSTEM

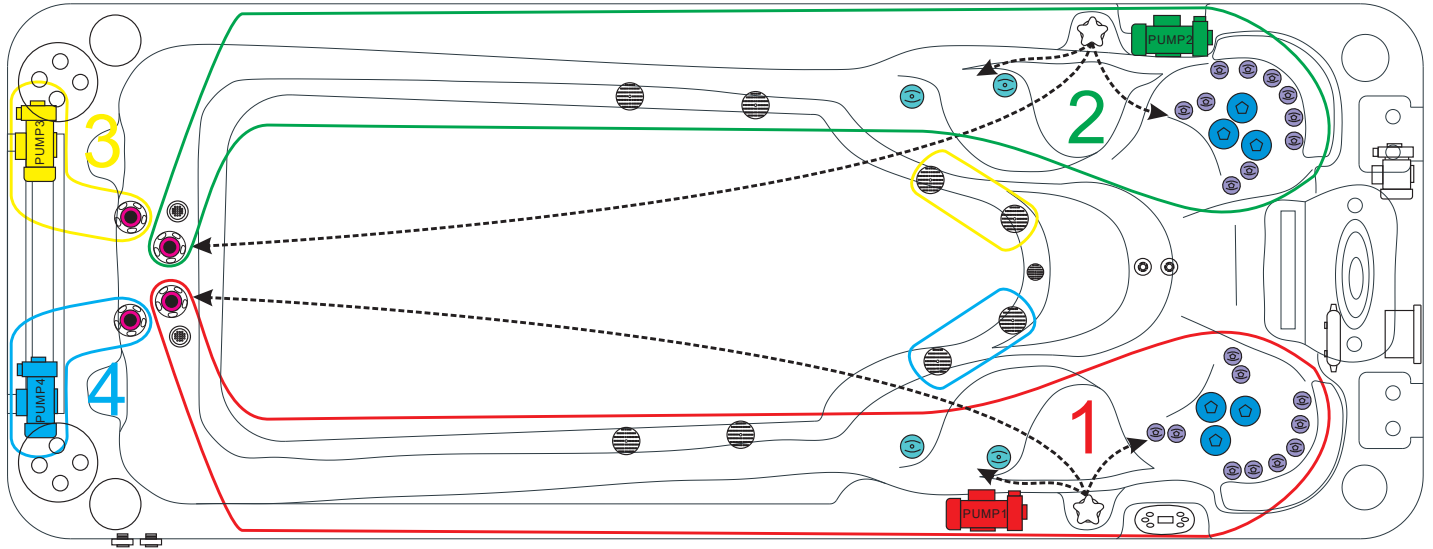
Voltage.....	230/380 V
Amperage.....	380V-20A/230V-40A
Full Flow Electric Heater.....	3 kW
Control System.....	Balboa GS523DZ
Light (18 x Multi Color LED).....	Standard
Electronic Topside Control.....	Balboa TP600



AQUATIC 2

PASSION SPAS SPORT- EN FITNESS COLLECTION

passion
spas | love your senses



POWER SUPPLY
1x 20A/380V



Clusterjet 150293 20pcs



Clusterjet 152186 4pcs



Power Jet 150155 6pcs



Swim Jet 150202 4pc



Spa Light 150781 2pcs



Suction 150516 1pc



Suction 150517 8pcs



Water Diverter 150493



UV lamp 150777



Corner Pillow 150387



Cup Holder 150399



2x Filter 6ch-940 151140



Filter Front Black 152046



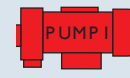
Controller & Heater 152222
JZ6013x2



Drainage 150511



WTC50 Circ. Pump 150817



LP300 Mass. Pump 150818
(4pcs)



TP600 Display 151059

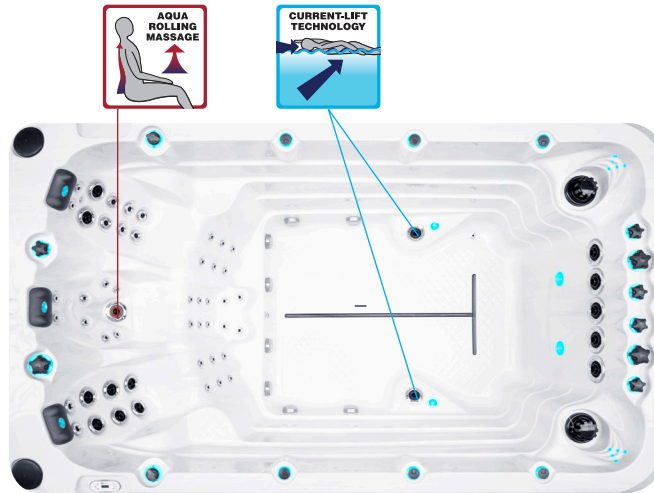


passion
spas | love your senses



SWIMSPA ACTIVITY - ACTIVITY DEEP

PASSION SPAS SPORT- EN FITNESS COLLECTION



SPECIFICATIONS/GENERAL

Dimensions LxWxH.....	394x226x 126/152 cm
Number of Loungers.....	3
Capacity in Liter.....	7500/9000
Dry Weight in kg.....	1200/1400
Full Weight in kg.....	8700/10400
Shell Material.....	Aristech® Acrylic with Vinylester and Polyester
Synthetic Maintenance Free Cabinet.....	Standard
Removable Side Panels.....	8
Durable Support System.....	Synthetic
Everlast™ Full Floor Support Material.....	Polyester
High Density Urethane Insulation.....	Standard

WATER SYSTEM

Total jets.....	58
Air Control Valve.....	5
Filters / Surface.....	(2) 50 Square Feet
Top Access Skim Filter.....	High-Volume Vortex Skimmer
Floor Drain.....	1
External Drain.....	1
Hi Flow Suctions.....	8
Water Diverter Valve.....	2
6" Turbo Swim Jet.....	7
6" Aqua Rolling Massage Jet.....	1
5" Massage Jets, Directional, Rotational and Pulsational.....	8
3" Directional Jets.....	8
2" Directional Jets.....	32
Ozone Jets.....	2

SPECIAL FEATURES

Molded Headrest Soft Pillows with LED Light.....	3
StarBrite Interior LED Light System.....	Standard
Cascade Creek Water Fall.....	1
Exterior Corner LED Lighting.....	Standard
Aromatherapy System.....	Standard
Ozone Sanitation System.....	Standard
UV Synergy System.....	Standard
Ultra Efficient Dual-Wrap Cabinet Insulation.....	Standard
5/4 Ultra Efficient Walk-On Cover.....	Optional

PUMP INFORMATION

Massage Pump 1: LX LP300.....	2,2 kW
Massage Pump 2: LX LP300.....	2,2 kW
Massage Pump 3: LX LP300.....	2,2 kW
Massage Pump 4: LX LP300.....	2,2 kW
Filtration Pump: LX WTC50M.....	250 w

ELECTRICAL SYSTEM

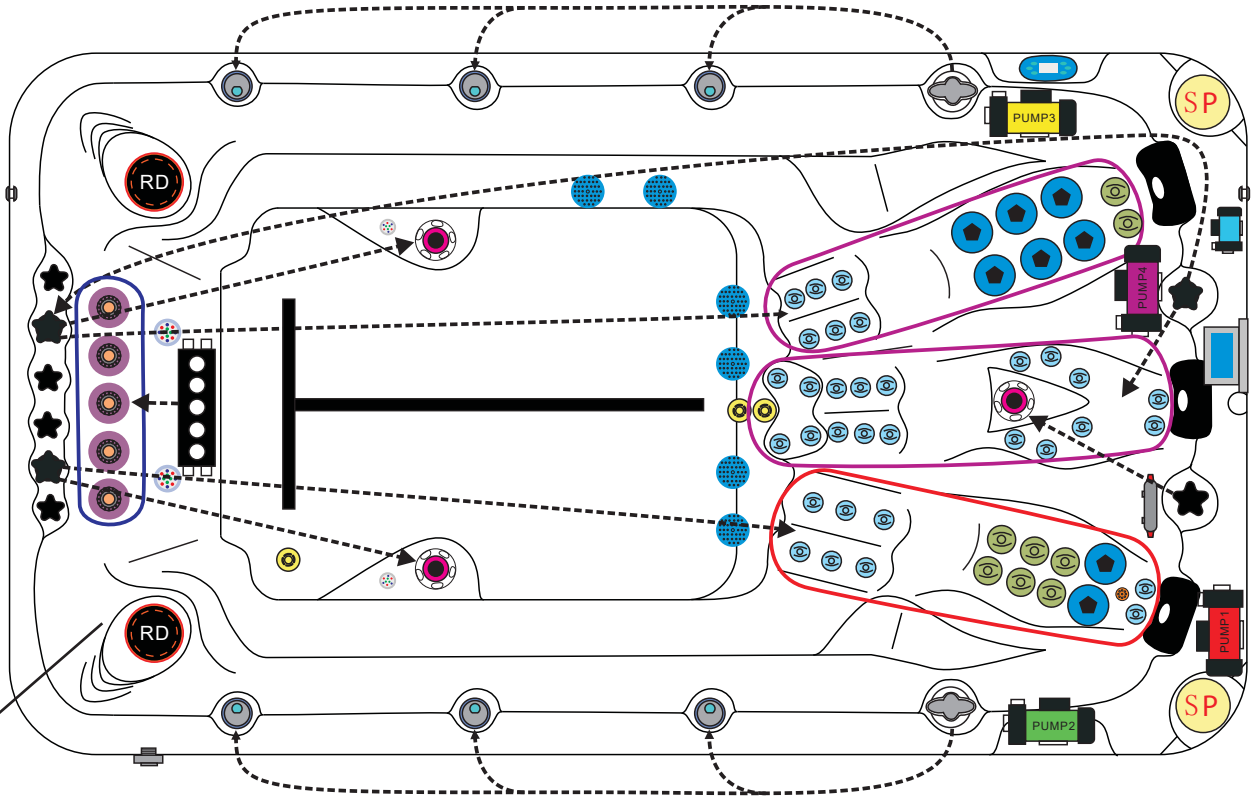
Voltage.....	230/380 V
Amperage.....	20 Amp - 380V / 40 Amp - 230 V
Full Flow Electric Heater.....	3 kw
Control System.....	Balboa BP6013
Light (18 x Multi Color LED).....	Standard
Electronic Topside Control.....	Balboa TP600























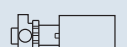


passion
spas | love your senses

SWIMSPA ACTIVITY - ACTIVITY DEEP

PASSION SPAS SPORT- EN FITNESS COLLECTION



POWER SUPPLY
1x 20A/380V or
1x 40A/230V

	Jet 2" 32pcs		Water Control 152198		Speaker 150321
	Jet 3" 8pcs		Water Diverter 150493		Controller & Heater 152220 JZ6013x1
	Jet 5" 8pcs		Air/Water Control 150520		Controller & Heater 152222 JZ6013x2
	Swim Jet 150202 3pcs		Water Diverter 152029		Drainage 150511
	River Jet 152200 5pcs		Optional Air Pump 150827		WTC50 Circ. Pump 150861
			Aromatherapy 150560		LP300 Mass. Pump 150818 (6pcs)
			UV-lamp 150777		TP600 Display 151059 (2pcs)
			Pillow 150403		Diverter Pump 150828
			Filter lid Black 159111		
			Filter 4ch-949 151131		

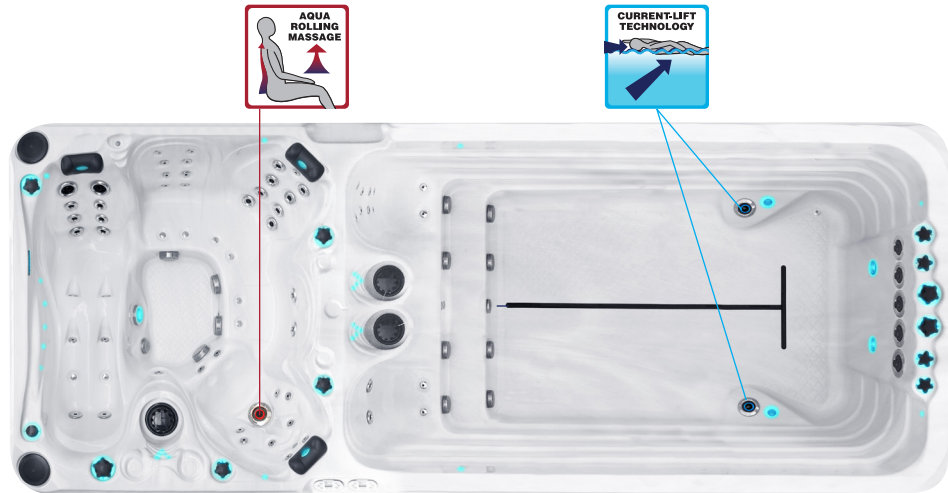


passion
spas | love your senses



DYNAMIC - DYNAMIC DEEP

PASSION SPAS SPORT- EN FITNESS COLLECTION



SPECIFICATIONS/GENERAL

Dimensions L x W x H.....	590 x 227 x 126 cm
Number of Seats.....	7
Number of Loungers.....	1
Capacity in Liter.....	10500
Dry Weight in kg.....	1300
Full Weight in kg.....	11800
Shell Material.....	Aristech® Acrylic with Vinylester and Polyester
Synthetic Maintenance Free Cabinet.....	Standard
Removable Side Panels.....	8
Durable Support System.....	Synthetic
Everlast™ Full Floor Support Material.....	Polyester
High Density Urethane Insulation.....	Standard
Cup Holders.....	5

WATER SYSTEM

Total jets.....	56
Air Injector Jets.....	??
Air Control Valve.....	??
Filters / Surface.....	(2) 50 Square Feet
Top Access Skim Filter.....	High-Volume Vortex Skimmer
Floor Drain.....	1
External Drain.....	1
Hi Flow Suctions.....	4
Water Diverter Valve.....	??
6" Aqua Rolling Massage Jet.....	1
5" Massage Jets, Directional, Rotational and Pulsational.....	??
3" Directional Jets.....	??
2" Directional Jets.....	??
Ozone Jets.....	1

SPECIAL FEATURES

Soft Air Massage System.....	Standard
Molded Headrest Soft Pillows with LED Light.....	3
StarBrite Interior LED Light System.....	Standard
Cascade Creek Water Fall.....	1
Exterior Corner LED Lighting.....	Standard
Aromatherapy System.....	Standard
Ozone Sanitation System.....	Standard
UV Synergy System.....	Standard
Ultra Efficient Dual-Wrap Cabinet Insulation.....	Standard
5/4 Ultra Efficient Walk-On Cover.....	Optional

PUMP INFORMATION

Massage Pump 1: LX LP300.....	2,2 kW
Massage Pump 2: LX LP300.....	2,2 kW
Massage Pump 3: LX LP300.....	2,2 kW
Massage Pump 4: LX LP300.....	2,2 kW
Massage Pump 5: LX LP300.....	2,2 kW
Massage Pump 6: LX LP300.....	2,2 kW
Filtration Pump: LX WTC50M.....	250 w
Air Pump: LX AP300.....	300 w

ELECTRICAL SYSTEM

Voltage.....	230/380 V
Amperage.....	20 Amp - 380V / 60 Amp - 230 V
Full Flow Electric Heater.....	3 kw
Control System.....	Balboa GS523DZ
Light (18 x Multi Color LED).....	Standard
Electronic Topside Control.....	Balboa TP600

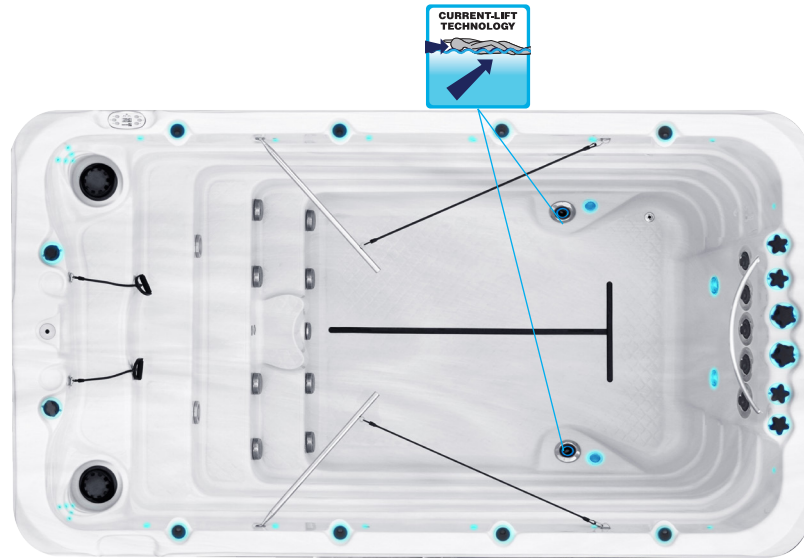


passion
spas | love your senses



FITNESS I - FITNESS I DEEP

PASSION SPAS SPORT- EN FITNESS COLLECTION



SPECIFICATIONS/GENERAL

Dimensions LxW x H.....	400 x 228 x 126/155 cm
Number of Seats.....	1
Capacity in Liter.....	7500/9000
Dry Weight in kg.....	1200/1400
Full Weight in kg.....	8700/10400
Shell Material.....	Aristech® Acrylic with Vinylester and Polyester
Synthetic Maintenance Free Cabinet.....	Standard
Removable Side Panels.....	8
Cabinet Material.....	Synthetic
Durable Support System.....	Synthetic
Everlast™ Full Floor Support Material.....	Polyester
High Density Urethane Insulation.....	Standard
Cup Holders.....	2

WATER SYSTEM

Total jets.....	6
Filters / Surface.....	(2) 50 Square Feet
Top Access Skim Filter.....	High-Volume Vortex Skimmer
Floor Drain.....	1
External Drain.....	1
Hi Flow Suctions.....	8
Water Diverter Valve.....	2
Power Swim Jets.....	4
Floor Swim Jets.....	2
Ozone Jets.....	1

SPECIAL FEATURES

StarBrite Interior LED Light System.....	Standard
Exterior Corner LED Lighting.....	4
Ozone Sanitation System.....	Standard
Synergy Water Maintenance System.....	Standard
Ultra Efficient Dual-Wrap Cabinet Insulation.....	Standard
5/4 Ultra Efficient Walk-On Cover.....	Standard
Wifi Ready.....	Standard

PUMP INFORMATION

Massage Pump 1:LX LP300.....	2,2 kW
Massage Pump 2:LX LP300.....	2,2 kW
Massage Pump 3:LX LP300.....	2,2 kW
Massage Pump 4:LX LP300.....	2,2 kW
Filtration Pump: LX WTC50M.....	250W

ELECTRICAL SYSTEM

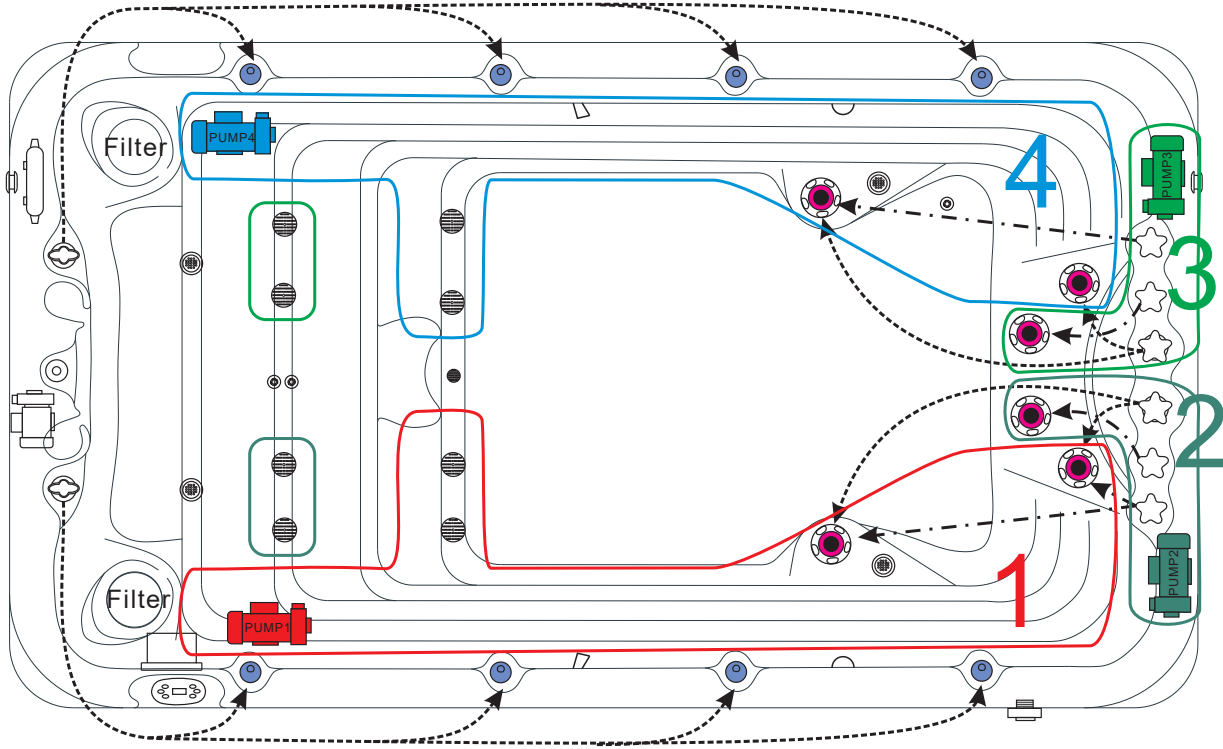
Voltage.....	230/380 V
Amperage.....	380V-20A/230V-40A
Full Flow Electric Heater.....	3 kW
Control System.....	Balboa GS523DZ
Light (18 x Multi Color LED).....	Standard
Electronic Topside Control.....	Balboa TP600














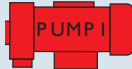



FITNESS I - FITNESS I DEEP

PASSION SPAS SPORT- EN FITNESS COLLECTION

passion
spas | love your senses



POWER SUPPLY
1x 20A/380V

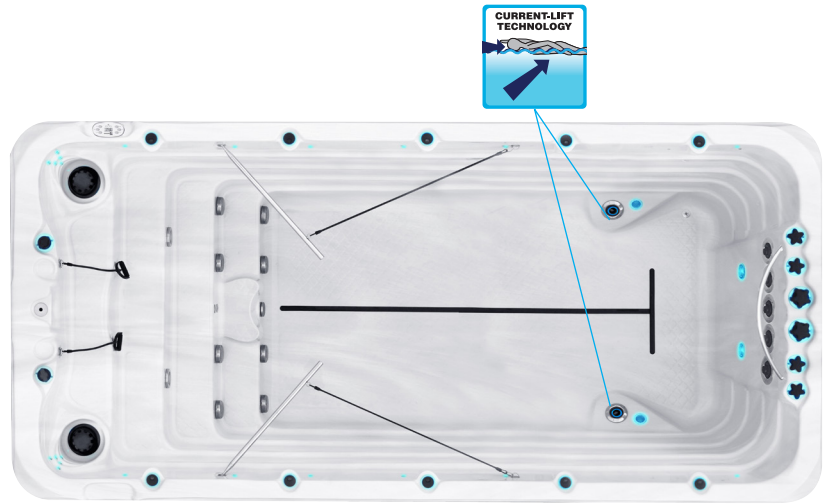
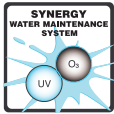
	Waterjet 153950 8pcs		Water Control 152198		Controller & Heater 152222 JZ6013x2
	Swim Jet 150202 6pcs		Water Diverter 150493		Drainage 150511
	Spa Light 150766 4pcs		Air Control 150520		WTC50 Circ. Pump 150817
	Suction 150516 1pc		UV-lamp 150777		LP300 Mass. Pump 150818
	Suction 150517 8pcs		Filter lid Black 159111 Filter 6ch-949 151131		TP600 Display 151059



passion
spas | love your senses

FITNESS 2 - FITNESS 2 DEEP

PASSION SPAS SPORT- EN FITNESS COLLECTION



SPECIFICATIONS/GENERAL

Dimensions LxW x H.....	500 x 228 x 126/155 cm
Number of Seats.....	1
Capacity in Liter.....	10000/12000
Dry Weight in kg.....	1400/1600
Full Weight in kg.....	11400/12600
Shell Material.....	Aristech® Acrylic with Vinylester and Polyester
Synthetic Maintenance Free Cabinet.....	Standard
Removable Side Panels.....	8
Cabinet Material.....	Synthetic
Durable Support System.....	Synthetic
Everlast™ Full Floor Support Material.....	Polyester
High Density Urethane Insulation.....	Standard
Cup Holders.....	2

WATER SYSTEM

Total jets.....	6
Filters / Surface.....	(2) 50 Square Feet
Top Access Skim Filter.....	High-Volume Vortex Skimmer
Floor Drain.....	1
External Drain.....	1
Hi Flow Suctions.....	8
Water Diverter Valve.....	2
Power Swim Jets.....	4
Floor Swim Jets.....	2
Ozone Jets.....	1

SPECIAL FEATURES

StarBrite Interior LED Light System.....	Standard
Exterior Corner LED Lighting.....	4
Ozone Sanitation System.....	Standard
Synergy Water Maintenance System.....	Standard
Ultra Efficient Dual-Wrap Cabinet Insulation.....	Standard
5/4 Ultra Efficient Walk-On Cover.....	Standard
Wifi Ready.....	Standard

PUMP INFORMATION

Massage Pump 1:LX LP300.....	2,2 kW
Massage Pump 2:LX LP300.....	2,2 kW
Massage Pump 3:LX LP300.....	2,2 kW
Massage Pump 4:LX LP300.....	2,2 kW
Filtration Pump: LX WTC50M.....	250W

ELECTRICAL SYSTEM

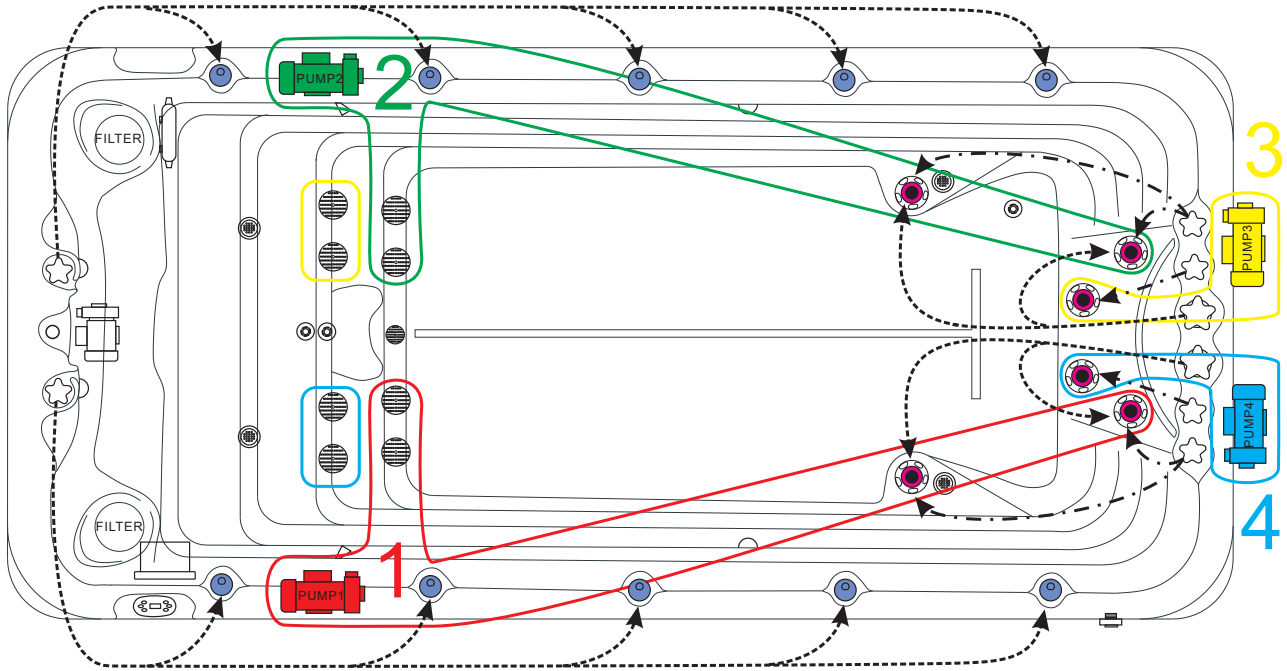
Voltage.....	230/380 V
Amperage.....	380V - 20A/230V - 40A
Full Flow Electric Heater.....	3 kW
Control System.....	Balboa GS523DZ
Light (18 x Multi Color LED).....	Standard
Electronic Topside Control.....	Balboa TP600


















FITNESS 2 - FITNESS 2 DEEP

PASSION SPAS SPORT- EN FITNESS COLLECTION

passion
spas | love your senses



POWER SUPPLY
1x 20A/380V

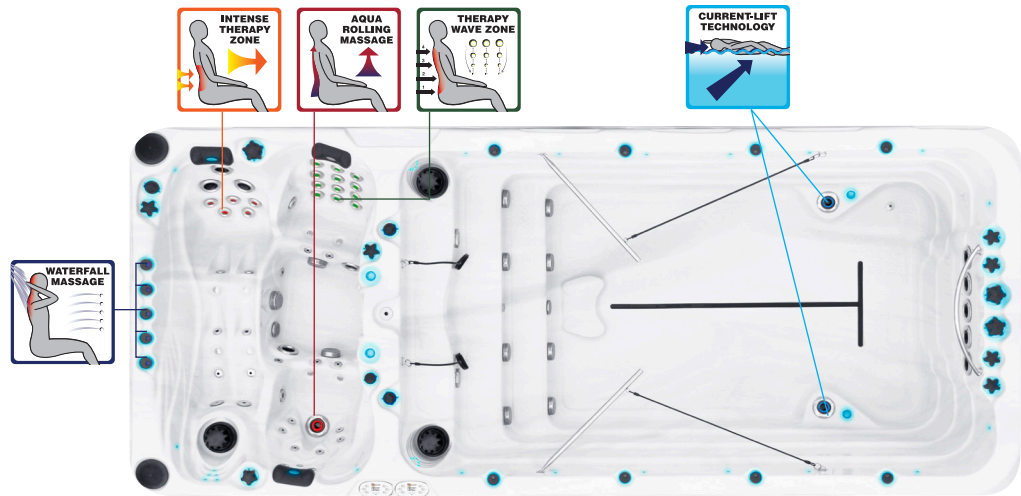
	Waterjet 153950 10pcs		Water Diverter 150493		Controller & Heater 152222 JZ6013x2
	Swim Jet 150202 6pcs		Air/Water Control 150520		Drainage 150511
	Spa Light 150766 4pcs		UV-lamp 150777		WTC50 Circ. Pump 150817
	Suction 150516 1pc		Filter lid Black 159111		LP300 Mass. Pump 150818
	Suction 150517 8pcs		Filter 6ch-949 151131		TP600 Display 151059



SPiRiT - SPiRiT DEEP

PASSION SPAS SPORT- EN FITNESS COLLECTION

passion
spas | love your senses



SPECIFICATIONS/GENERAL

Dimensions LxW x H.....	540x228 x 128/152 cm
Number of Seats.....	2
Number of Loungers.....	1
Capacity in Liter.....	12000/14000
Dry Weight in kg.....	1550/1700
Full Weight in kg.....	13550/15700
Shell Material.....	Aristech® Acrylic with Vinylester and Polyester
Synthetic Maintenance Free Cabinet.....	Standard
Removable Side Panels.....	8
Cabinet Material.....	Synthetic
Durable Support System.....	Synthetic
Everlast™ Full Floor Support Material.....	Polyester
High Density Urethane Insulation.....	Standard
Cup Holders.....	2

WATER SYSTEM

Total jets.....	66
Water Jets, Stainless Steel.....	60
Air Injector Jets.....	8
Air Control Valve.....	2
Filters / Surface.....	(2) 50 Square Feet
Top Access Skim Filter.....	High-Volume Vortex Skimmer
Floor Drain.....	1
External Drain.....	1
Hi Flow Suctions.....	8
Water Diverter Valve.....	2
Power Swim Jets.....	4
Floor Swim Jets.....	2
5" Massage Jets, Directional, Rotational and Pulsational.....	4
3" Directional Jets.....	19
2" Directional Jets.....	36
Ozone Jets.....	1

SPECIAL FEATURES

Soft Air Massage System.....	Standard
Molded Headrest Soft Pillows with LED Light.....	3
StarBrite Interior LED Light System.....	Standard
Audio System with iPod docking station, 2 built-in speakers...Standard	
Water Fall Massage.....	Standard
Exterior Corner LED Lighting.....	2
Aromatherapy System.....	Standard
Ozone Sanitation System.....	Standard
Synergy Water Maintenance System.....	Standard
Ultra Efficient Dual-Wrap Cabinet Insulation.....	Standard
5/4 Ultra Efficient Walk-On Cover.....	Standard
Wifi Ready.....	Standard

PUMP INFORMATION

Massage Pump 1:LX LP300.....	2,2 kW
Massage Pump 2:LX LP300.....	2,2 kW
Massage Pump 3:LX LP300.....	2,2 kW
Massage Pump 4:LX LP300.....	2,2 kW
Massage Pump 5:LX LP300.....	2,2 kW
Massage Pump 6:LX LP300.....	2,2 kW
Filtration Pump: LX WTC50M.....	250W
Air Pump:LX AP300.....	300W

ELECTRICAL SYSTEM

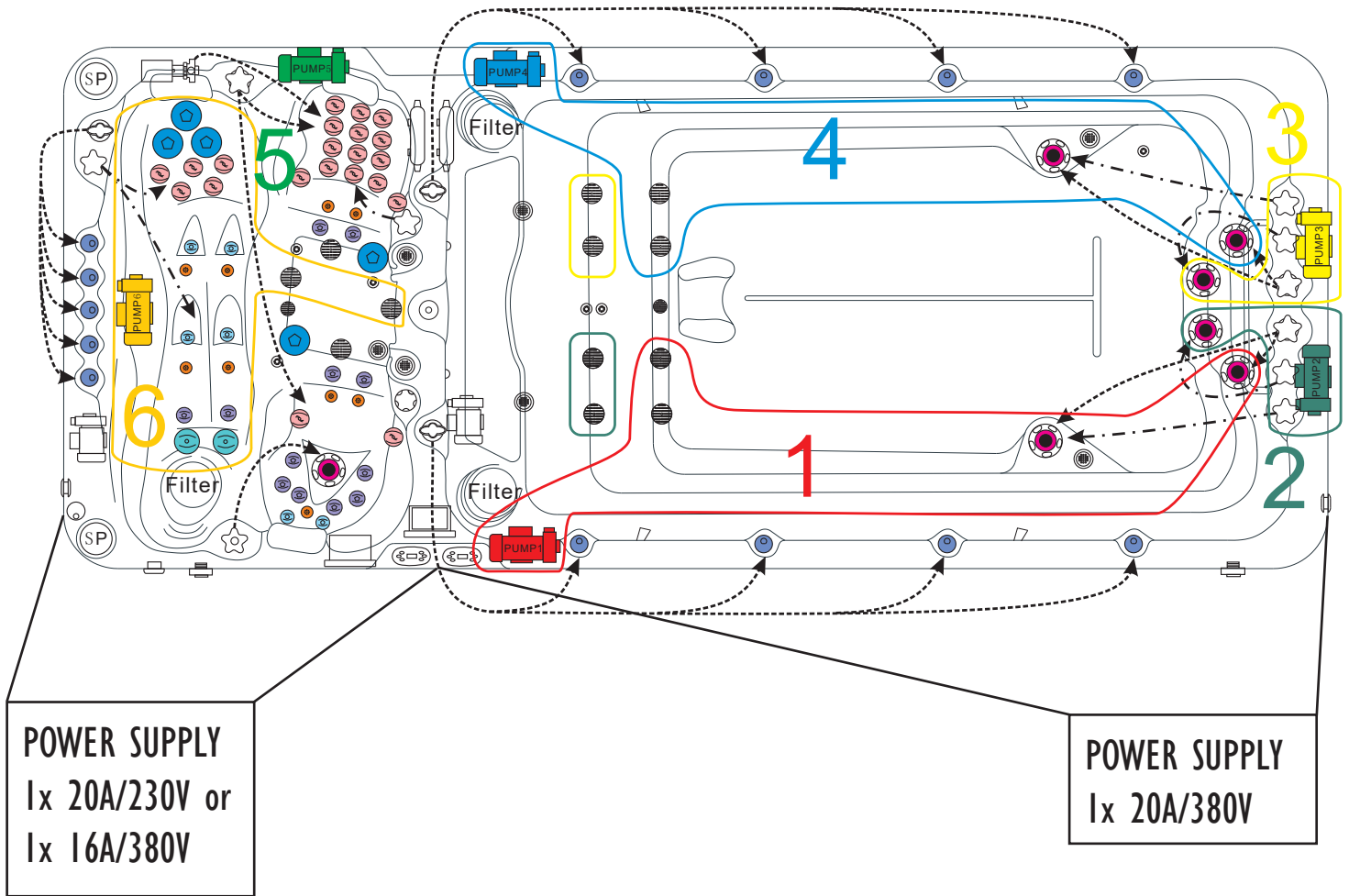
Voltage.....	230/380 V
Amperage.....	380V - 20A/230V - 40A
Full Flow Electric Heater.....	3 kW
Control System.....	Balboa GS523DZ
Light (18 x Multi Color LED).....	Standard
Electronic Topside Control.....	Balboa TP600
























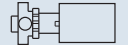







SPiRiT - SPiRiT DEEP

PASSION SPAS SPORT- EN FITNESS COLLECTION

passion
spas | love your senses



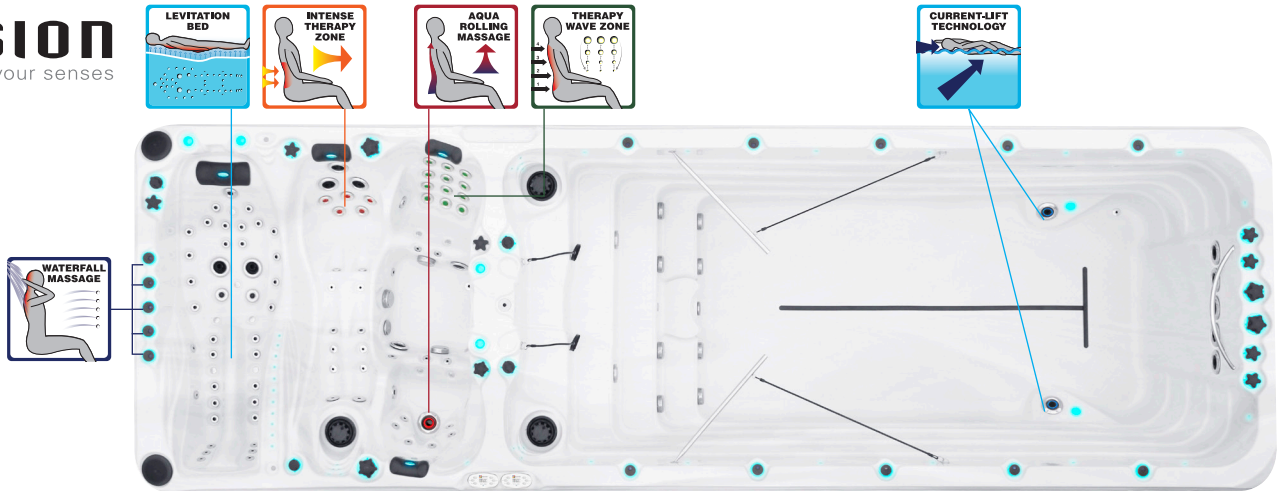
	Waterjet 153950	13pcs		Water Control	152198		Speaker	150321
	Clusterjet 150293	12pcs		Water Diverter	150493		Controller & Heater JZ6013x1	152220
	Clusterjet 151322	6pcs		Air/Water Control	150520		Controller & Heater JZ6013x2	152222
	Clusterjet 152186	2pcs		Water Diverter	152029		Drainage	150511
	Mini Jet 150126	21pcs		Optional Air Pump	150827		WTC50 Circ. Pump	150861
	Power Jet 150155	5pcs		Aromatherapy	150560		LP300 Mass. Pump (6pcs)	150818
	Swim Jet 150202	7pcs		UV-lamp	150777		TP600 Display (2pcs)	151059
	Blowerjet 150561	9pcs		Pillow	150403		Diverter Pump	150828
	Spa Light 150766	7pcs		Filter lid Black	159111			
	Suction 150516	2pcs		Filter 4ch-949	151131			
	Suction 150517	12pcs						



SWIMSPA ENERGY - ENERGY DEEP

PASSION SPAS SPORT- EN FITNESS COLLECTION

passion
spas | love your senses



SPECIFICATIONS/GENERAL

Dimensions LxW x H.....	720x228 x 128/152 cm
Number of Seats.....	2
Number of Loungers.....	1
Capacity in Liter.....	14000/16000
Dry Weight in kg.....	1650/1800
Full Weight in kg.....	15650/17800
Shell Material.....	Aristech® Acrylic with Vinylester and Polyester
Synthetic Maintenance Free Cabinet.....	Standard
Removable Side Panels.....	8
Cabinet Material.....	Synthetic
Durable Support System.....	Synthetic
Everlast™ Full Floor Support Material.....	Polyester
High Density Urethane Insulation.....	Standard
Cup Holders.....	4

WATER SYSTEM

Total jets.....	110
Water Jets,Stainless Steel.....	104
Air Injector Jets.....	10
Air Control Valve.....	3
Filters / Surface.....	(2) 50 Square Feet
Top Access Skim Filter.....	High-Volume Vortex Skimmer
Floor Drain.....	1
External Drain.....	1
Hi Flow Suctions.....	4
Water Diverter Valve.....	2
Power Swim Jets.....	4
Floor Swim Jets.....	2
5"Massage Jets, Directional, Rotational and Pulsational.....	6
3"Directional Jets.....	26
2"Directional Jets.....	71
Ozone Jets.....	1

SPECIAL FEATURES

Soft Air Massage System.....	Standard
Molded Headrest Soft Pillows with LED Light.....	3
StarBrite Interior LED Light System.....	Standard
Audio System with iPod docking station, 2 built-in speakers..	Standard
Water Fall Massage.....	Standard
Exterior Corner LED Lighting.....	2
Aromatherapy System.....	Standard
Ozone Sanitation System.....	Standard
Synergy Water Maintenance System.....	Standard
Ultra Efficient Dual-Wrap Cabinet Insulation.....	Standard
5/4 Ultra Efficient Walk-On Cover.....	Standard
Wifi Ready.....	Standard

PUMP INFORMATION

Massage Pump 1: LX LP300.....	2,2 kW
Massage Pump 2: LX LP300.....	2,2 kW
Massage Pump 3: LX LP300.....	2,2 kW
Massage Pump 4: LX LP300.....	2,2 kW
Massage Pump 5: LX LP300.....	2,2 kW
Massage Pump 6: LX LP300.....	2,2 kW
Filtration Pump: LX WTC50M.....	250W
Air Pump: LX AP300.....	300 W

ELECTRICAL SYSTEM

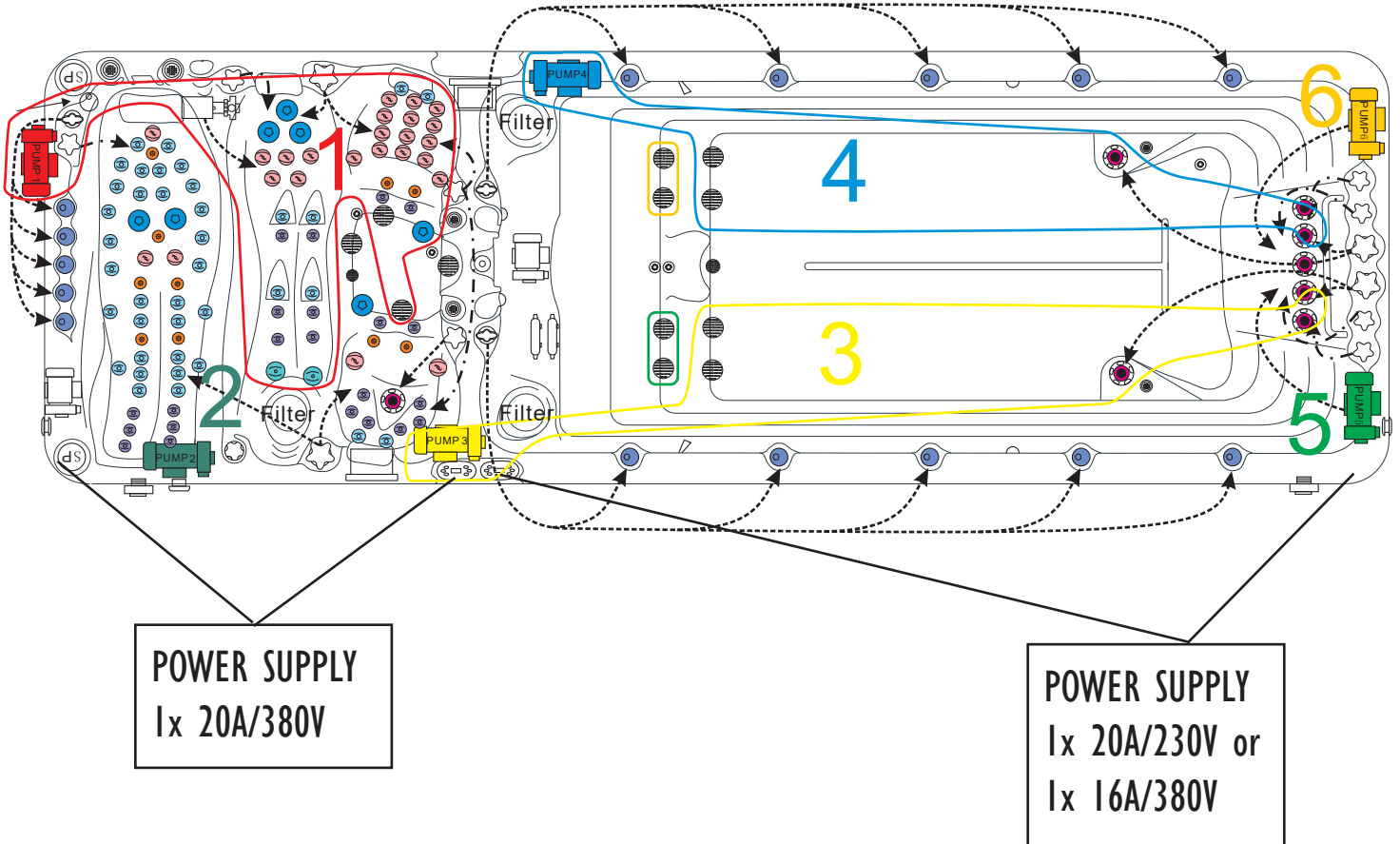
Voltage.....	230/380 V
Amperage.....	20 Amp - 380V / 60 Amp - 230 V
Full Flow Electric Heater.....	3 kw
Control System.....	Balboa GS523DZ
Light (18 x Multi Color LED).....	Standard
Electronic Topside Control.....	Balboa TP600



SWIMSPA ENERGY - ENERGY DEEP

PASSION SPAS SPORT- EN FITNESS COLLECTION

passion
spas | love your senses



POWER SUPPLY
1x 20A/380V

POWER SUPPLY
1x 20A/230V or
1x 16A/380V

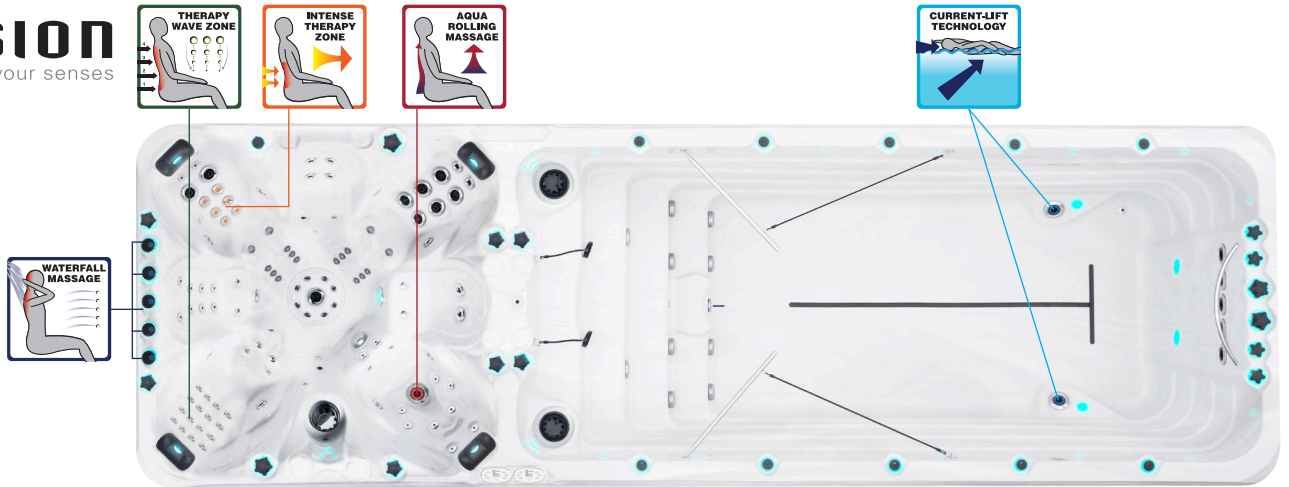
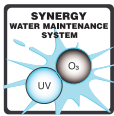
- | | | | | | | | | |
|--|-------------------|-------|--|-------------------|--------|--|------------------------------|--------|
| | Waterjet 153950 | 15pcs | | Water Control | 152198 | | Speaker | 150321 |
| | Clusterjet 150293 | 22pcs | | Water Diverter | 150493 | | Controller & Heater JZ6013x1 | 152220 |
| | Clusterjet 151322 | 36pcs | | Air/Water Control | 150520 | | Controller & Heater JZ6013x2 | 152222 |
| | Clusterjet 152186 | 2pcs | | Optional Air Pump | 150827 | | Drainage | 150511 |
| | Mini Jet 150126 | 24pcs | | Aromatherapy | 150560 | | WTC50 Circ. Pump | 150861 |
| | Power Jet 150155 | 7pcs | | UV-lamp | 150777 | | LP300 Mass. Pump | 150818 |
| | Swim Jet 152200 | 4pcs | | Pillow | 150403 | | TP600 Display | 151059 |
| | Swim Jet 150202 | 3pcs | | Filter lid Black | 159111 | | Diverter Pump | 150828 |
| | Blowerjet 150561 | 10pcs | | Filter 4ch-949 | 151131 | | | |
| | Spa Light 150766 | 6pcs | | Suction | 150516 | | | |
| | | | | Suction | 150517 | | | |



VITALITY

PASSION SPAS SPORT- EN FITNESS COLLECTION

passion
spas | love your senses



SPECIFICATIONS/GENERAL

Dimensions L x W x H.....	708 x 225 x 126 cm
Number of Seats.....	8
Capacity in Liter.....	13000
Dry Weight in kg.....	1600
Full Weight in kg.....	14600
Shell Material.....	Aristech® Acrylic with Vinylester and Polyester
Synthetic Maintenance Free Cabinet.....	Standard
Removable Side Panels.....	8
Durable Support System.....	Synthetic
Everlast™ Full Floor Support Material.....	Polyester
High Density Urethane Insulation.....	Standard
Cup Holders.....	8

WATER SYSTEM

Total jets.....	70
Air Injector Jets.....	??
Air Control Valve.....	??
Filters / Surface.....	(2) 50 Square Feet
Top Access Skim Filter.....	High-Volume Vortex Skimmer
Floor Drain.....	1
External Drain.....	1
Hi Flow Suctions.....	4
Water Diverter Valve.....	??
6" Aqua Rolling Massage Jet.....	1
5" Massage Jets, Directional, Rotational and Pulsational.....	??
3" Directional Jets.....	??
2" Directional Jets.....	??
Ozone Jets.....	1

SPECIAL FEATURES

Soft Air Massage System.....	Standard
Molded Headrest Soft Pillows with LED Light.....	4
StarBrite Interior LED Light System.....	Standard
Exterior Corner LED Lighting.....	Standard
Aromatherapy System.....	Standard
Ozone Sanitation System.....	Standard
UV Synergy System.....	Standard
Ultra Efficient Dual-Wrap Cabinet Insulation.....	Standard
5/4 Ultra Efficient Walk-On Cover.....	Optional

PUMP INFORMATION

Massage Pump 1: LX LP300.....	2,2 kW
Massage Pump 2: LX LP300.....	2,2 kW
Massage Pump 3: LX LP300.....	2,2 kW
Massage Pump 4: LX LP300.....	2,2 kW
Massage Pump 5: LX LP300.....	2,2 kW
Massage Pump 6: LX LP300.....	2,2 kW
Filtration Pump: LX WTC50M.....	250 w
Air Pump: LX AP300.....	300 w

ELECTRICAL SYSTEM

Voltage.....	230/380 V
Amperage.....	20 Amp - 380V / 60 Amp - 230 V
Full Flow Electric Heater.....	3 kw
Control System.....	Balboa GS523DZ
Light (18 x Multi Color LED).....	Standard
Electronic Topside Control.....	Balboa TP600

